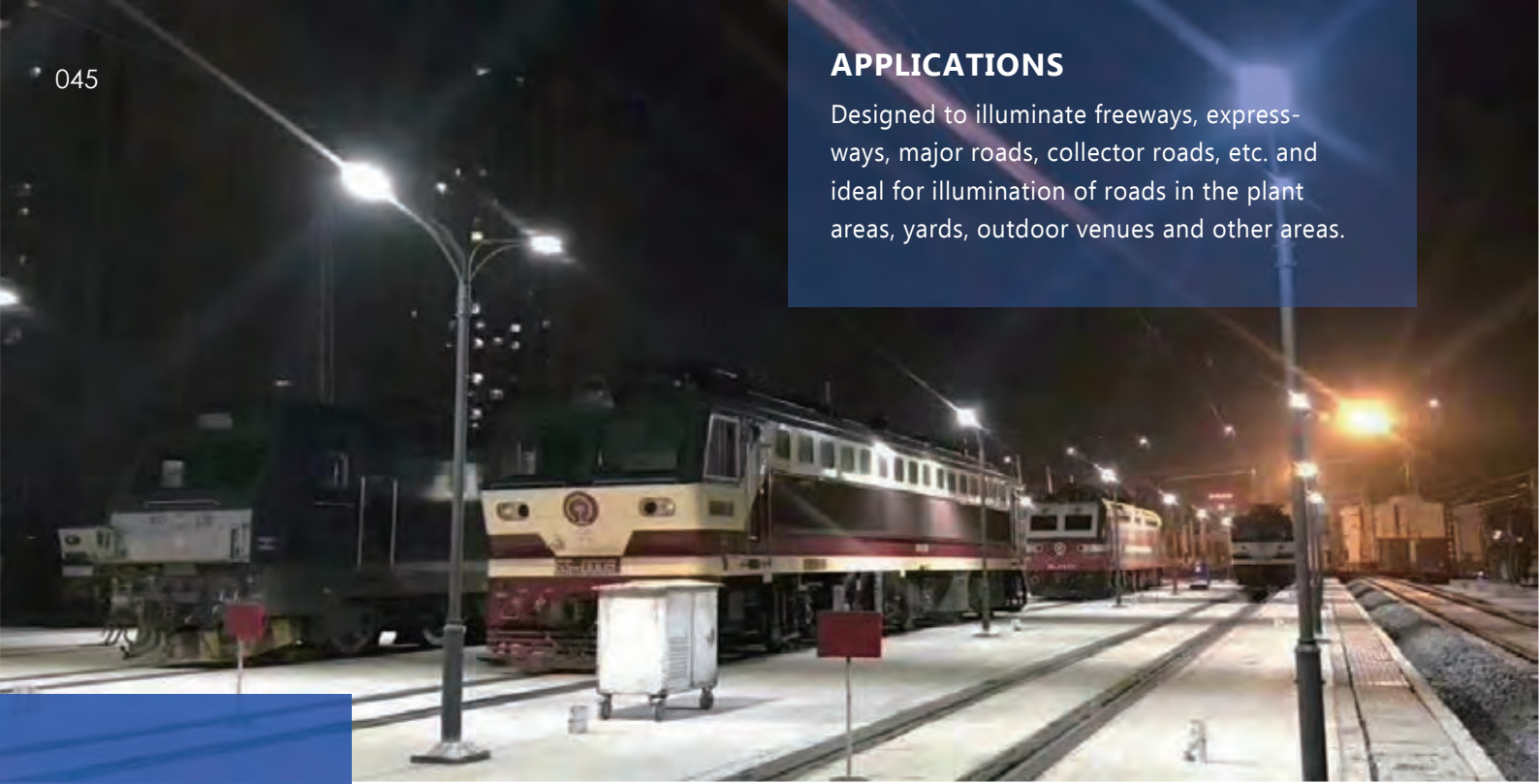


APPLICATIONS

Designed to illuminate freeways, expressways, major roads, collector roads, etc. and ideal for illumination of roads in the plant areas, yards, outdoor venues and other areas.



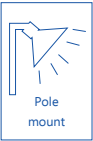
NLC9612 LED STREETLIGHT



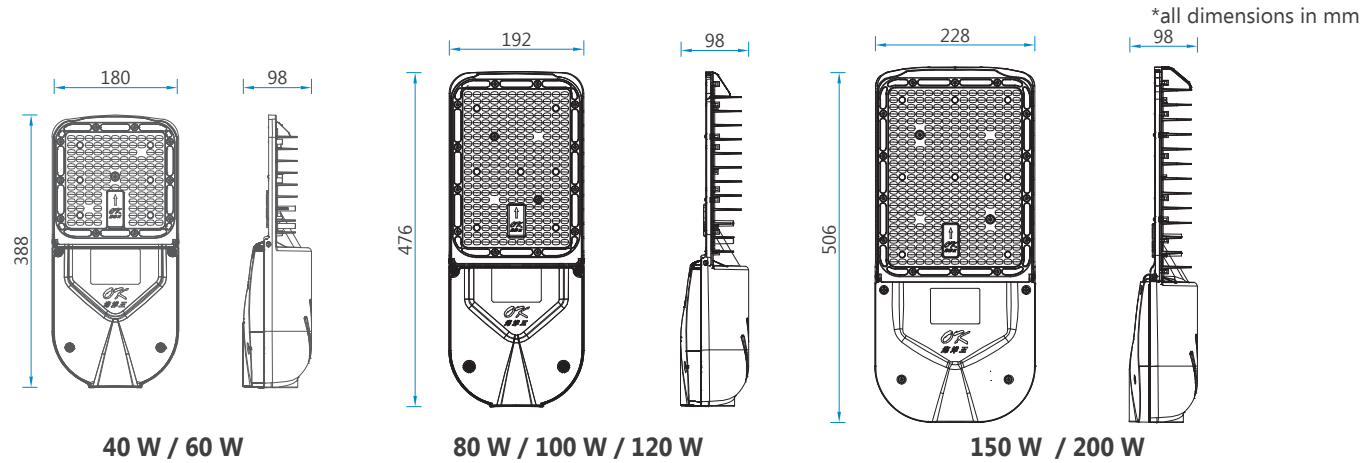
- Ultra bright LED light source providing high luminous efficacy and energy efficiency
- Delivering a uniform photometric distribution without glare
- Seven options of wattage (40W ~ 200W) ideal for illumination of different roads
- Degree of protection IP 66 and 10 kV surge protection ensuring high reliability

140  
lm / W

IP  
66



DIMENSION DRAWINGS

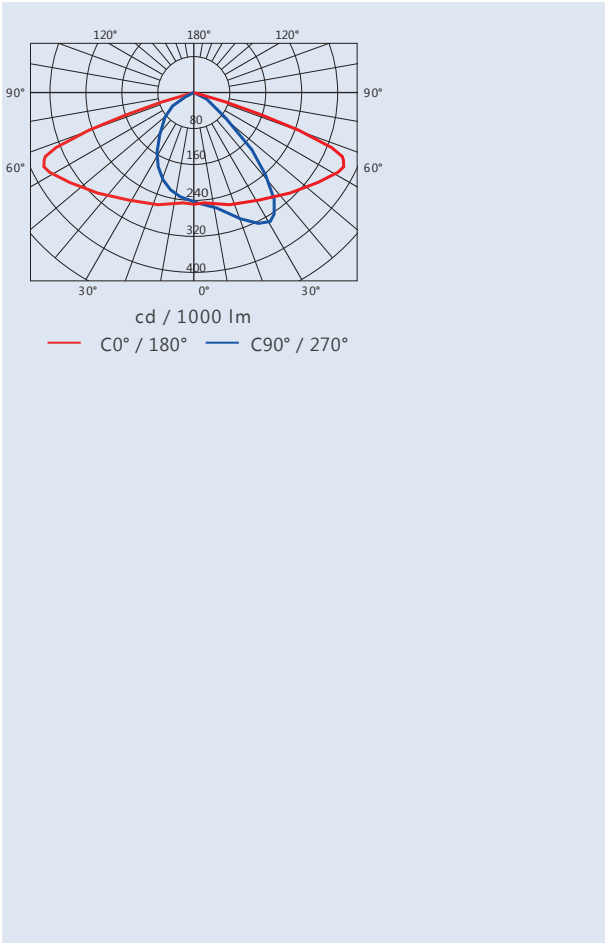


TECHNICAL DATA

<b>Certification</b>	
International approvals	CB, CE, CCC
<b>Conformity to standards</b>	
	IEC60598
<b>Material</b>	
Body material	Aluminum alloy
Diffuser	PC
<b>Light source</b>	
Wattage	40 W, 60 W, 80 W, 100 W, 120 W, 150 W, 200W
Type	LED
Luminous efficiency	140 lm / W
CRI	≥ 70 Ra
Life	100000 h
Anti-glare requirements	Threshold Increment T1≤10%
<b>Rated voltage</b>	
	100 V - 277 V AC 50 Hz / 60 Hz
<b>Class of insulation</b>	
	Class I
<b>Cable entry</b>	
	G3/4
<b>Operating temperature</b>	
	-20 °C to +55 °C
<b>Degree of protection</b>	
	IP 66
<b>Corrosion-proof class</b>	
	WF2

PHOTOMETRIC DATA

NLC9612 40 W, 60 W, 80 W, 100 W, 120 W, 150 W, 200W  
LED photometric data  
Luminous intensity distribution cd / 1000 lm



We can provide lighting design and data by professional lighting software based upon simulated site situation on request.

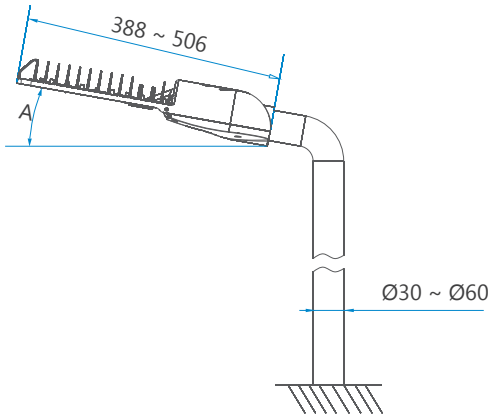
SELECTION TABLE

Model	Lamp power (W)	Lamp type	Operating current (A)	Color temperature (K)	Weight (kg)
NLC9612/40/LED	40	LED	0.6	3000 / 4000	2.5 ± 0.5
NLC9612/60/LED	60	LED	0.7	3000 / 4000	2.5 ± 0.5
NLC9612/80/LED	80	LED	1.8	3000 / 4000	3.2 ± 0.5
NLC9612/100/LED	100	LED	1.8	3000 / 4000	3.2 ± 0.5
NLC9612/120/LED	120	LED	2.1	3000 / 4000	3.2 ± 0.5
NLC9612/150/LED	150	LED	3.2	3000 / 4000	4.0 ± 0.5
NLC9612/200/LED	200	LED	1.05	3000 / 4000	4.0 ± 0.5

MOUNTING TYPE

Pole mount

\*all dimensions in mm



0° ≤ A ≤ 15°

Accessories				
No.	Name	Spec.	Qty.	Remark
1	Pole	Ø30 - Ø60	1	Provided by user
2	Three - core cable	Ø8 - Ø12	Determined by user	
3	Hexagon socket head cap screw	M8 × 20	4	Provided by manufacturer
4	Single coil spring lock washer, Normal type	8	4	
5	Plain washer	8	4	
6	Clamp		2	

SPARE PARTS

Name	Ordering code	Weight (kg)
LED drive- 40 W	3052202036	0.48
LED drive - 60 W	3052202037	0.48
LED drive - 80 W	3052202038	0.50
LED drive - 100 W	3052202038	0.50
LED drive - 120 W	3052202039	0.64
LED drive - 150 W	3052202040	0.70
LED drive - 200 W	3052202041	0.78